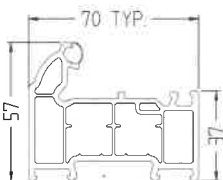
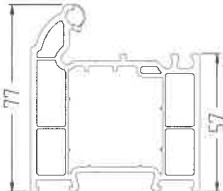
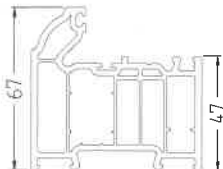
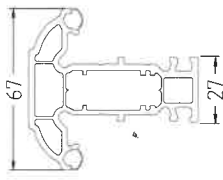
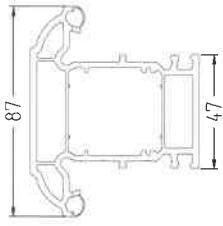
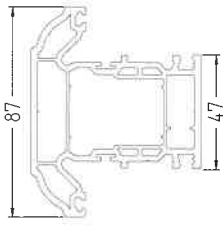
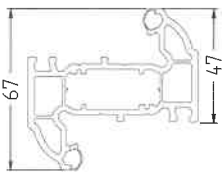
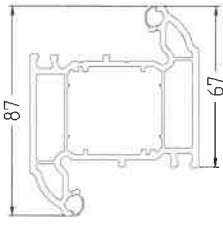
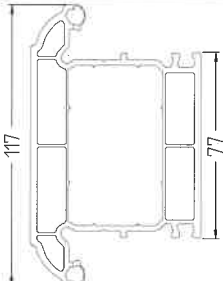
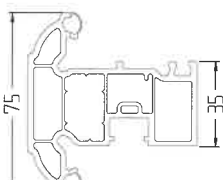
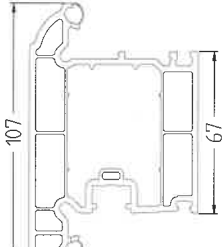
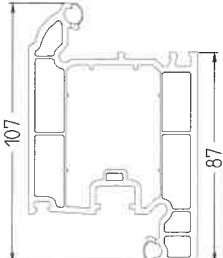
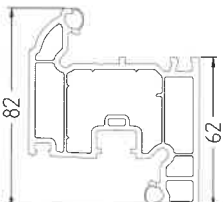


LINIAR COMPONENTS

Section 2.11

Sculptured

		Standard			
Outer Frame					
	LSW011	LSW016	LSW018		
	Transom/Mullion				
LSW021		LSW026	LSW028		
					
LSW022		LSW027	LSW029		
Sash				/	
		LSW031	LSW036		
	/				
			LSW037	LSW035	